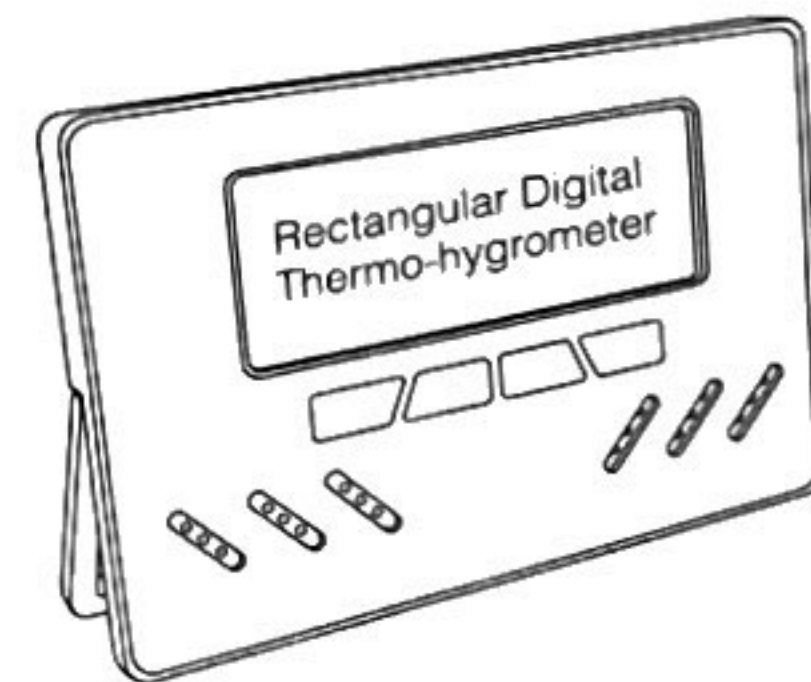


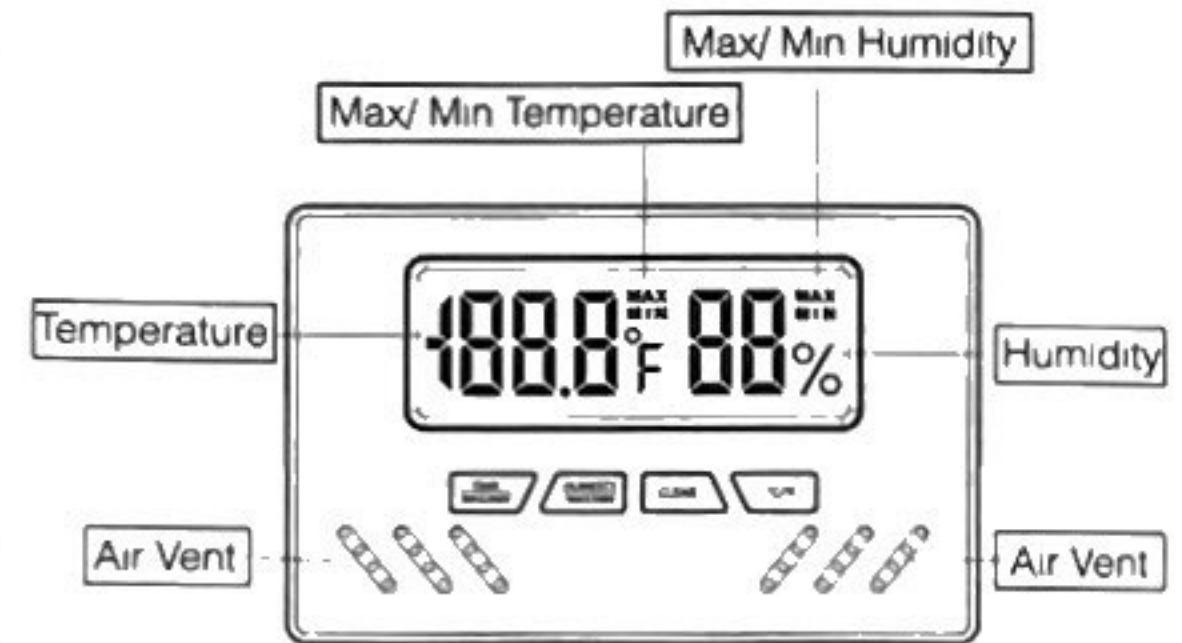
USER MANUAL

DIGITAL THERMOMETER HYGROMETER



1

Thank you for purchasing the unit
To make sure the unit works properly, please read
the manual carefully.



2

MAIN FEATURES

1. Humidity and temperature display simultaneously.
2. Monitor surrounding humidity & temperature.
3. °C/°F selectable.
4. Humidity display in big digit for easy reading.
5. Support table standing and magnet attaching.

SPECIFICATIONS

1. Temperature measuring range: 14°F ~ 122°F (-10°C ~ 50°C)
2. Accuracy (Temp): ±1 °C/°F
3. Humidity range: 20%RH ~ 95%RH
4. Accuracy (RH): (40%~80%) ±3%RH (Other range) ±5%
5. Refresh rate. 20 seconds

3

6. Battery type: LR1130
7. Voltage: DC1.5V

START-UP

The unit will start functioning automatically once the isolating film for battery is removed.

Please Note:

The digital thermometer hygrometer will display correctly 30 minutes after switched on.

OPERATIONS

◆ TEMP/MAX/MIN:

Shortly press it to display maximum or minimum value of temperature; The value will automatically exit without operation after 5s.

4

◆ HUMIDITY/MAX/MIN:

Shortly press it to display maximum or minimum value of humidity; The value will automatically exit without operation after 5s.

◆ CLEAR:

When displaying maximum or minimum value of temperature, shortly press it to clear records of maximum or minimum value;
When displaying maximum or minimum value of humidity, shortly press it to clear records of maximum or minimum value.

◆ °C/°F

Shortly press it to shift between °C and °F

BATTERY REPLACEMENT

1. Open the battery door with thumb.

5

四、基本操作:

◆ TEMP/MAX/MIN:

短按切换显示温度最大、最小值,在最大、最小值时无按键5秒自动退出

◆ HUMIDITY/MAX/MIN:

短按切换显示湿度最大、最小值,在最大、最小值时无按键5秒自动退出

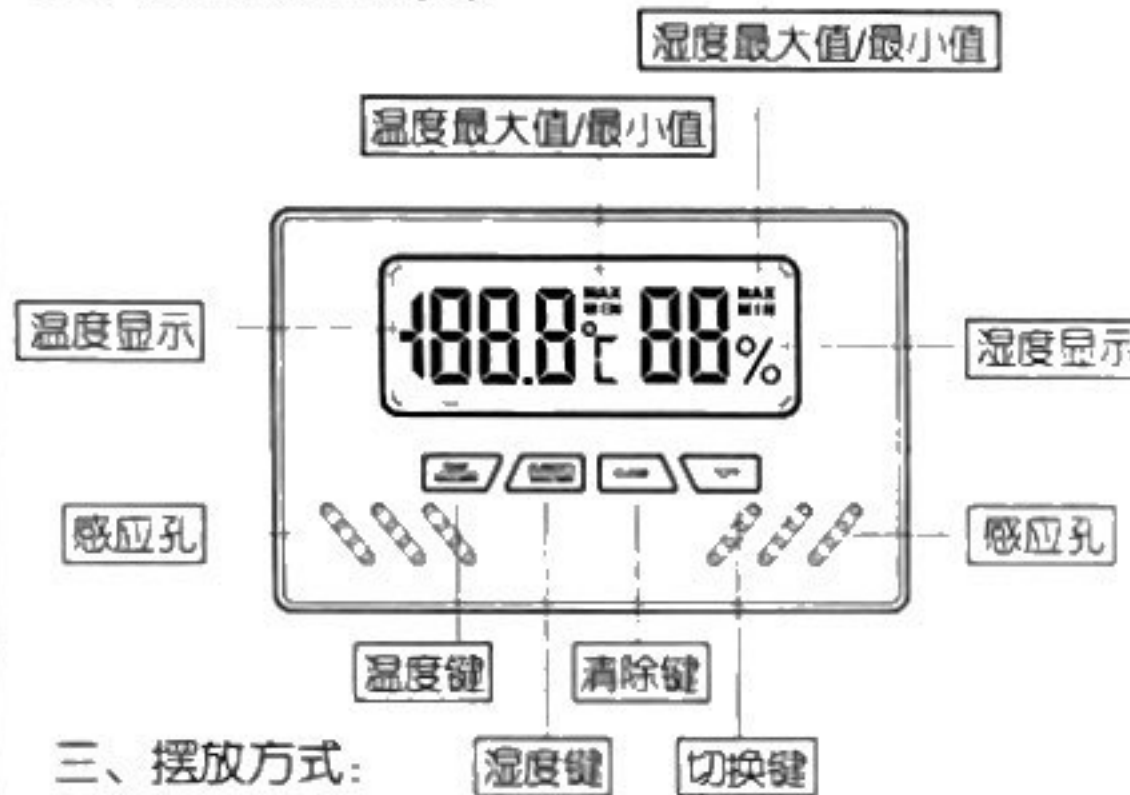
◆ CLEAR:

在显示温度最大、最小值状态下,按CLEAR键,清除温度最大、最小值;在显示湿度最大、最小值状态下,按CLEAR键,清除湿度最大、最小值

◆ °C/°F

短按进行°C/°F切换

二、按键及显示说明:



三、摆放方式:

1. 桌摆
2. 磁吸

电子温湿度计说明书

一、主要技术指标:

- 1、温度使用范围: $-10^{\circ}\text{C} \sim +50^{\circ}\text{C}$
- 2、湿度精度: $\pm 1^{\circ}\text{C} (-10^{\circ}\text{C} \sim +50^{\circ}\text{C})$
- 3、湿度使用范围: 20%RH ~ 95%RH
- 4、湿度精度: (40%~80%) $\pm 3\%RH$ 其它 $\pm 5\%$
- 5、刷新频率: 20s
- 6、电池型号: LR1130
- 7、工作电压: DC1.5V

The display will resume correct readings when the temperature and humidity are in normal measuring range, or battery is correctly replaced

-DO NOT attempt to dismantle the device's internal components.

-DO NOT insert any used batteries or any other battery types except LR1130.

-Dispose the used batteries properly with care as they are harmful.

2. Replace the exhausted battery by a new LR1130 battery according to specified polarity.
3. Close the battery door. The unit will resume working correctly after 30 minutes.

CAUTION

-DO NOT apply the unit to water, AC power or extreme weather conditions. The unit should be operated within 20%RH ~ 95%RH, $14^{\circ}\text{F} \sim 122^{\circ}\text{F}$.
-If the display area shows strangely, it means the measured temperature is lower than 14°F or higher than 122°F , or the measured humidity is lower than 20%RH or higher than 95%RH. Or the battery is low. The unit is not recommended to be used in such circumstances with extremely high or low temperature and humidity.